

2017 YAC NEEDS ASSESSMENT

Tuesday, May 09, 2017



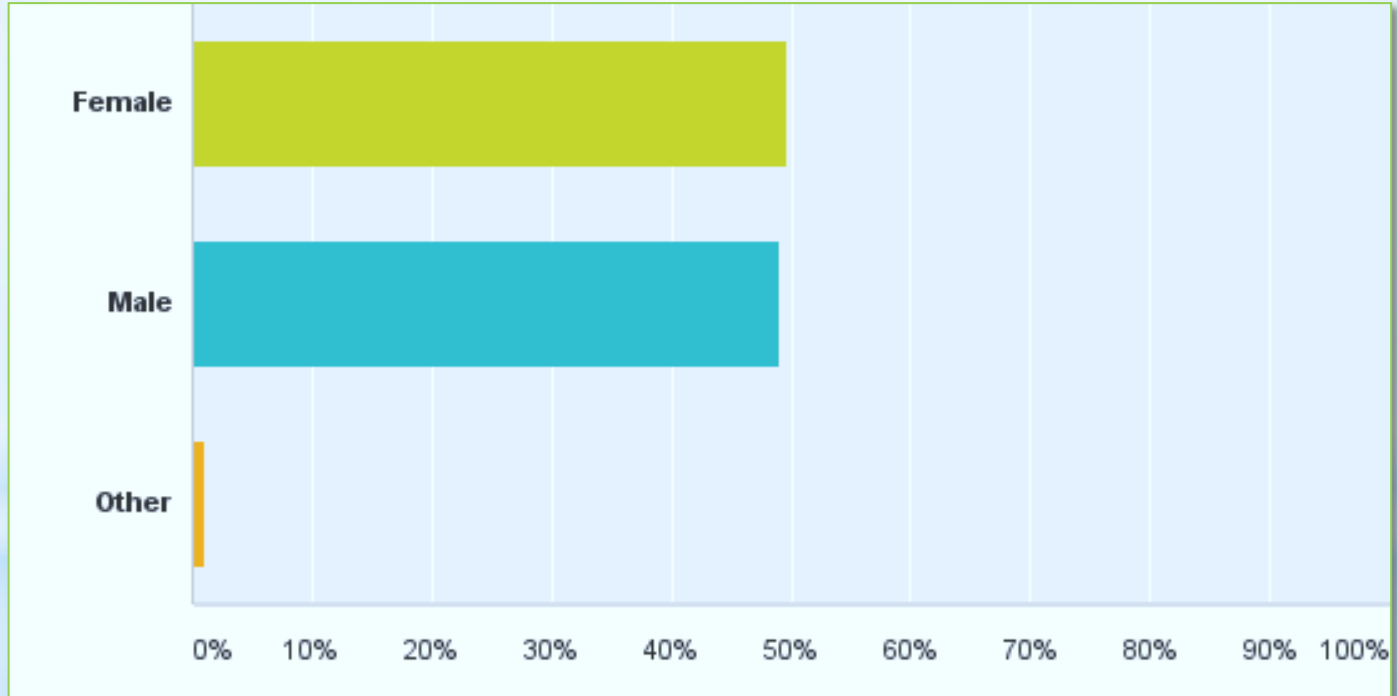
Q1: I attend
the following
high school

Answer Choices	Responses	
Columbia Central	20.25%	159
Concord	0.13%	1
da Vinci	7.26%	57
East Jackson	34.65%	272
Grass Lake	0.00%	0
Hanover-Horton	0.00%	0
Jackson Christian	0.00%	0
Jackson Preparatory & Early College	4.71%	37
Jackson Public	12.36%	97
Lumen Christi	0.00%	0
Michigan Center	0.00%	0
Napoleon	0.00%	0
Northwest	20.64%	162
Springport	0.00%	0
Vandercook Lake	0.00%	0
Western	0.00%	0
Total		785

Q2: I am in the following grade

Answer Choices	Responses	
9th	44.49%	359
10th	35.19%	284
11th	7.56%	61
12th	12.76%	103
Total		807

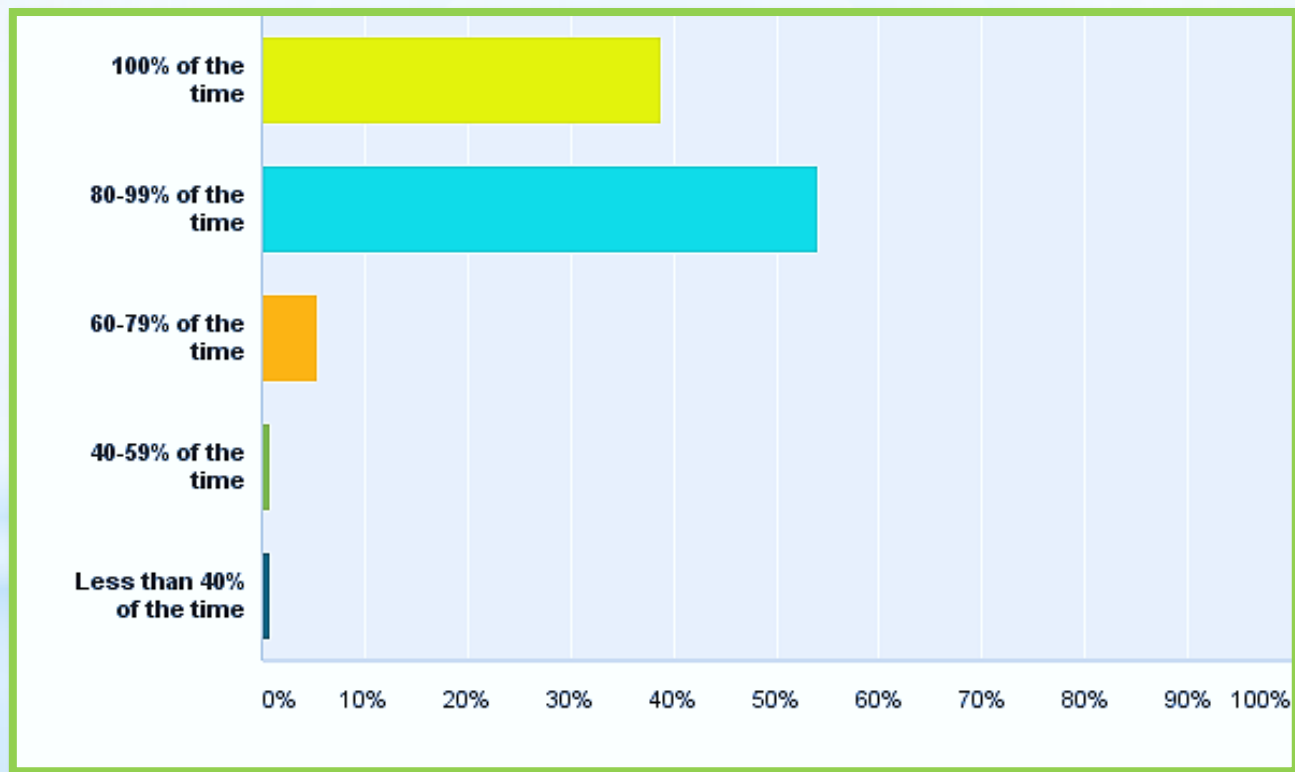
Q3: I am



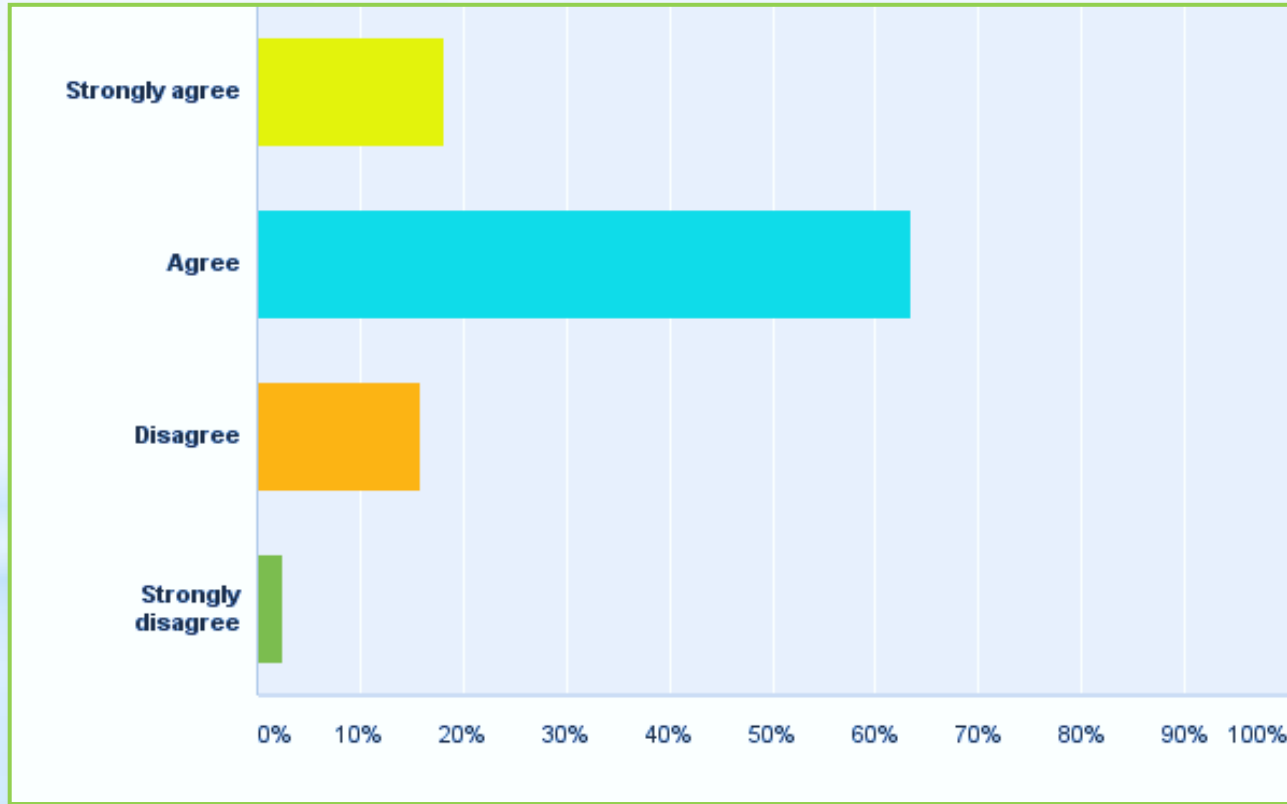
Q4: I am

Answer Choices	Responses	
African American	7.69%	62
American Indian/ Alaskan Native	1.49%	12
Asian	1.49%	12
Hispanic or Latino	2.11%	17
Native Hawaiian or other Pacific Islander	0.37%	3
White	76.92%	620
Two of more races	9.93%	80
Total		806

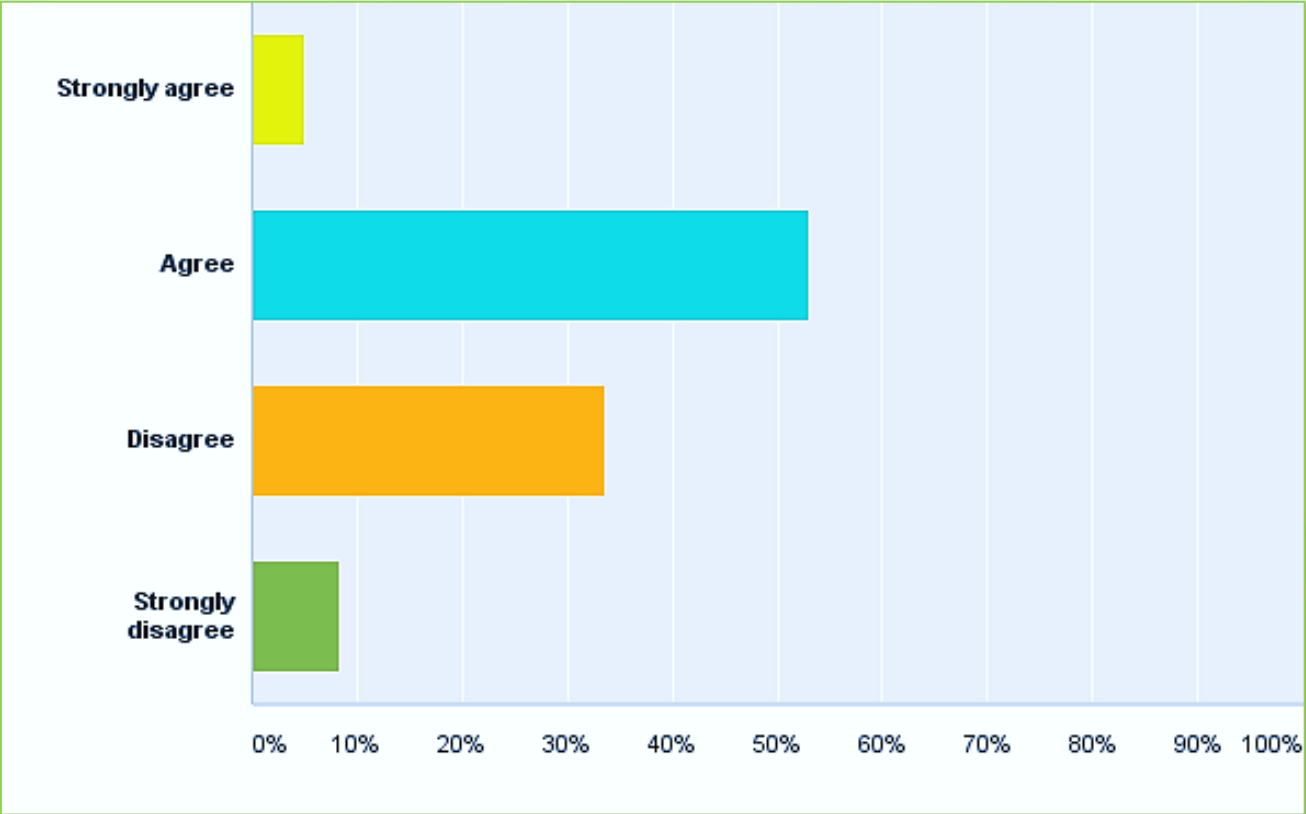
Q5: I attend school



Q6: I believe I have many opportunities to be directly involved with the community



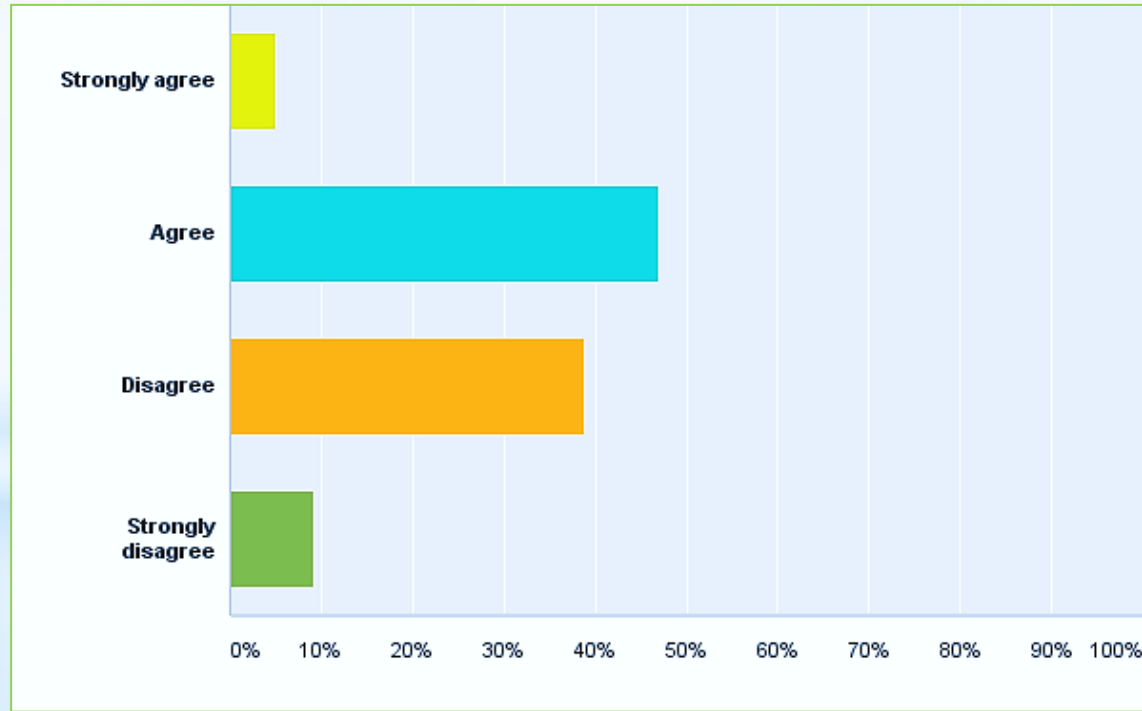
Q7: Jackson County is a safe place to live



Q8: Jackson County is a fun place to live

Answer Choices	Responses
Strongly agree	4.98% 40
Agree	38.61% 310
Disagree	41.22% 331
Strongly disagree	15.19% 122
Total	803

Q9: Jackson County provides opportunities to fulfill my interests



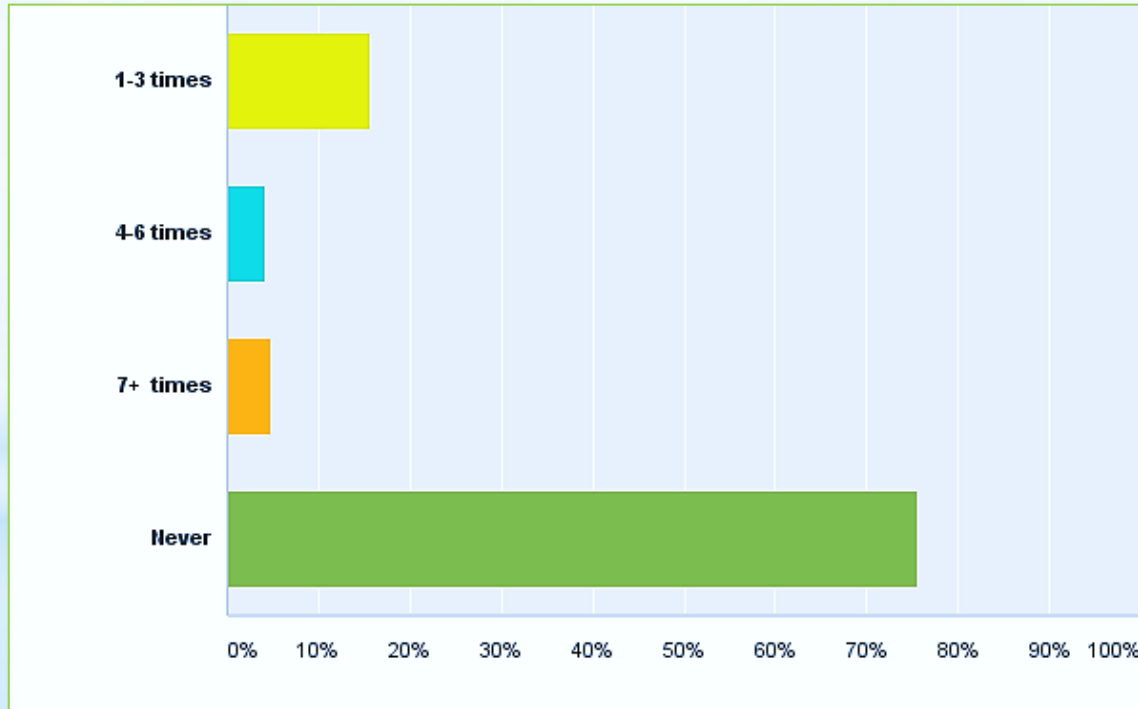
Q10: I feel the need to break the law to have fun in Jackson County

Answer Choices	Responses
Strongly agree	6.83% 55
Agree	15.53% 125
Disagree	40.99% 330
Strongly disagree	36.65% 295
Total	805

Q11: My school offers a lot of opportunities for extracurricular activities

Answer Choices	Responses	
Strongly agree	22.06%	178
Agree	57.37%	463
Disagree	15.49%	125
Strongly disagree	5.08%	41
Total		807

Q12: In the past year, I have driven as an unlicensed driver or without a permit



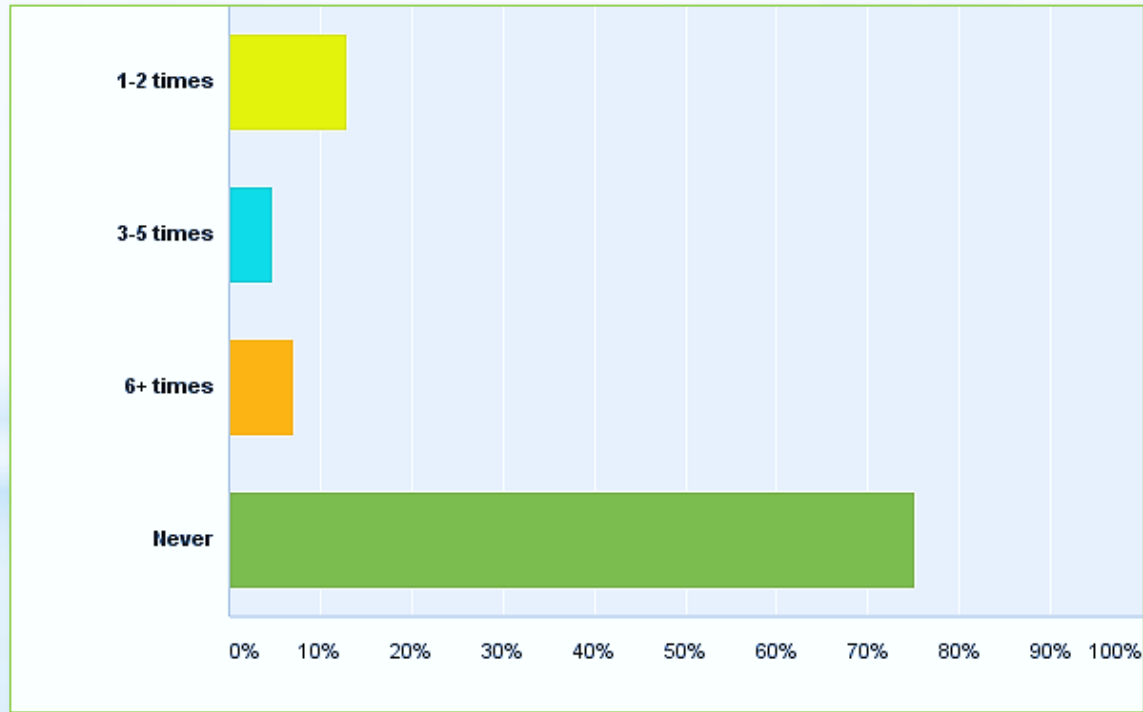
Q13: I have operated a vehicle under the influence of

	1-2 times	3-4 times	5+ times	never	Total	Weighted Average
Alcohol	2.05% 16	0.38% 3	0.90% 7	96.67% 755	781	4.92
Behavior altering prescription medication	1.92% 15	0.51% 4	1.79% 14	95.77% 748	781	4.91
Marijuana	3.32% 26	1.79% 14	3.44% 27	91.45% 717	784	4.83
Other substance that affects motor skills	0.64% 5	0.64% 5	0.38% 3	98.34% 768	781	4.96

Q14: In the past 60 days I have used my cellphone while driving to

	1-2 times	3-6 times	7-10 times	11+ times	Never	Total	Weighted Average
Text	4.99% 39	3.07% 24	1.54% 12	4.48% 35	85.92% 671	781	4.63
Make phone calls	6.41% 50	4.62% 36	2.18% 17	3.97% 31	82.82% 646	780	4.52
Change songs	5.87% 46	3.58% 28	3.07% 24	12.39% 97	75.10% 588	783	4.47

Q15: In the past year, I have been a passenger in a vehicle with someone who was driving under the influence of a mind altering substance



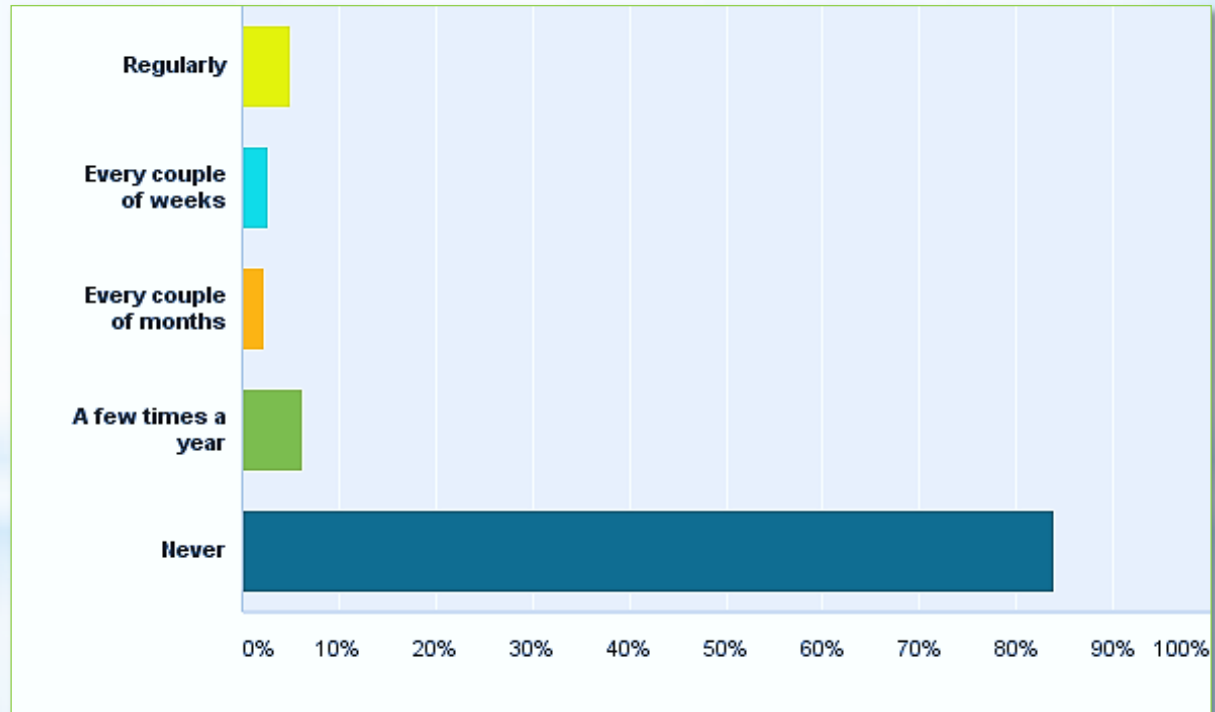
Q16: When I witness careless driving behavior(including reckless driving or driving under the influence) I report it to authorities...

Answer Choices	Responses	
All of the time	2.68%	21
Most of the time	3.31%	26
Some of the time	10.19%	80
Never	42.17%	331
I have never witnessed careless driving behavior	41.66%	327
Total		785

Q17: In the past year I have drank alcohol without parental supervision

Answer Choices	Responses	
1-3 times	19.23%	149
4-8 times	5.55%	43
9+ times	4.90%	38
Never	70.32%	545
Total		775

Q18: In the past year, I have used tobacco products including cigarettes, cigars, and other tobacco products....



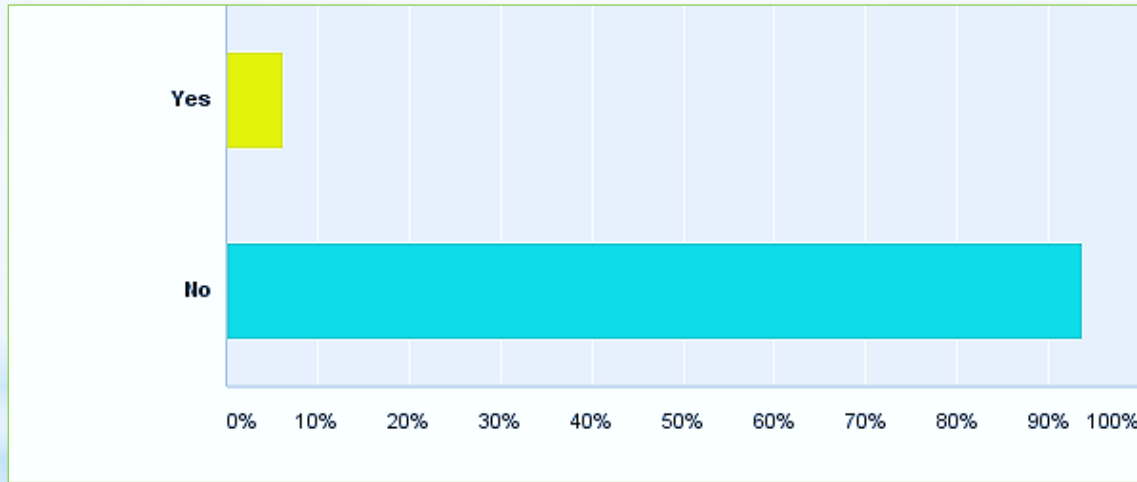
Q19: In the past year I have smoked marijuana for recreation

Answer Choices	Responses	
Regularly	6.49%	50
Every couple of weeks	4.15%	32
Every couple of months	2.59%	20
A few times a year	7.39%	57
Never	79.38%	612
Total		771

Q20: In the past year I have used the following substances:

	1-2	3-7	8-15	Regularly	Never	Total	Weighted Average
Cocaine	0.90% 7	0.39% 3	0.39% 3	0.39% 3	97.93% 758	774	4.94
Heroin	0.13% 1	0.26% 2	0.13% 1	0.26% 2	99.22% 767	773	4.98
Meth	0.52% 4	0.13% 1	0.13% 1	0.39% 3	98.83% 763	772	4.97
Ecstasy/MDMA	1.04% 8	0.39% 3	0.00% 0	0.26% 2	98.31% 757	770	4.94
LSD or other psychedelics	1.81% 14	0.65% 5	0.39% 3	0.39% 3	96.76% 747	772	4.90

Q21: I live in a house where my parents/legal guardians abuse alcohol



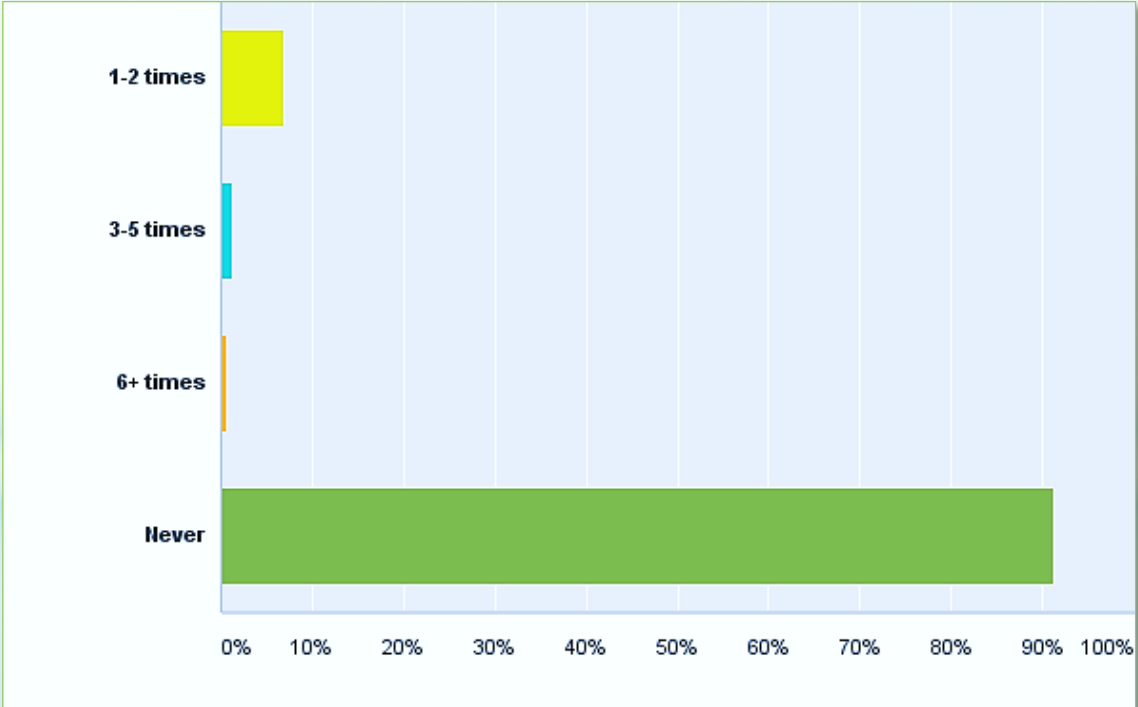
Q22: I live in a house where my parents/legal guardians use drugs

Answer Choices	Responses	
Yes	8.14%	63
No	91.86%	711
Total	774	

Q23: I have been discriminated against due to

Answer Choices	Responses	
Disability	4.23%	32
Gender	11.77%	89
Gender Identity	3.57%	27
Race	12.04%	91
Religion	6.48%	49
Sexual Orientation	7.14%	54
I have not suffered any discrimination	70.77%	535
Total Respondents: 756		

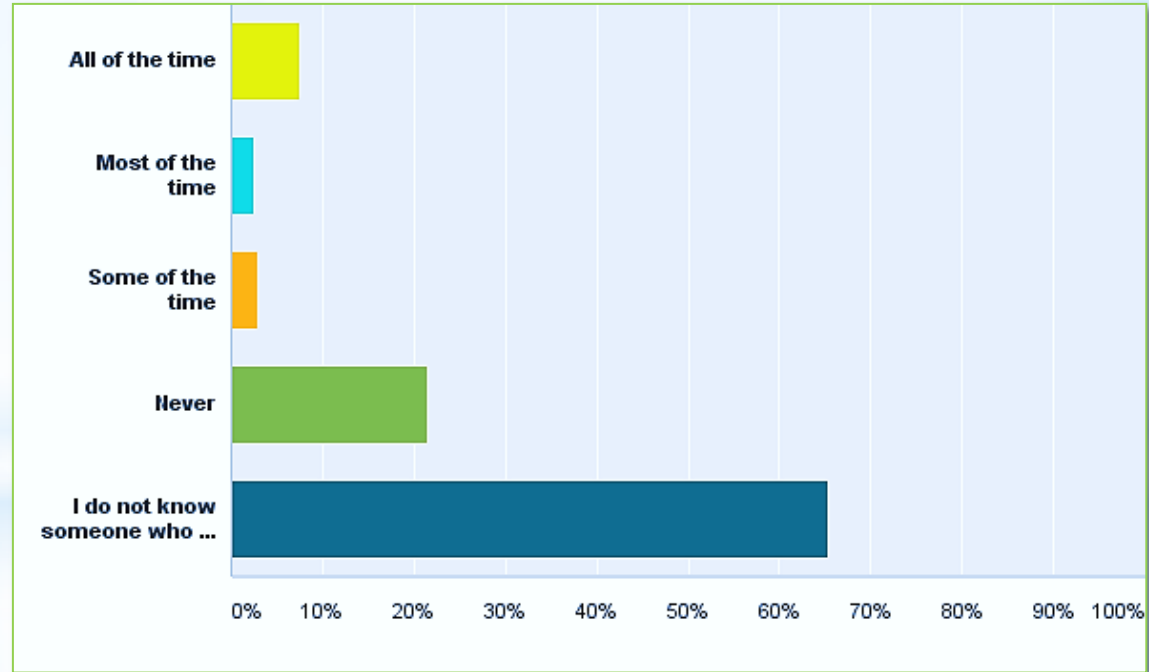
Q24: In the past year I have been a victim of sexual assault



Q25: In the past year I have known of others being a victim of sexual assault

Answer Choices	Responses	
Yes	22.51%	172
No	77.49%	592
Total		764

Q26: Of all the instances of sexual assault that I know of, I have reported it to authorities or other adult



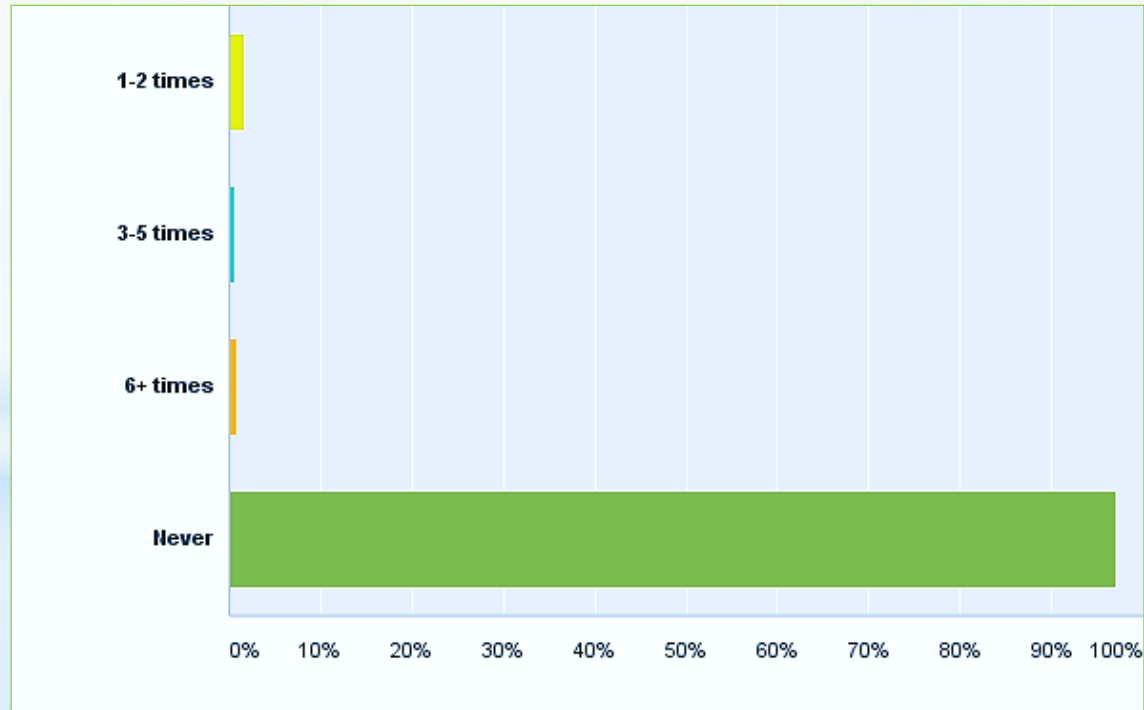
Q27: In the past year I have been physically assaulted by a peer

Answer Choices	Responses	
1-2 times	9.82%	75
3-5 times	3.27%	25
6+ times	3.14%	24
Never	83.77%	640
Total		764

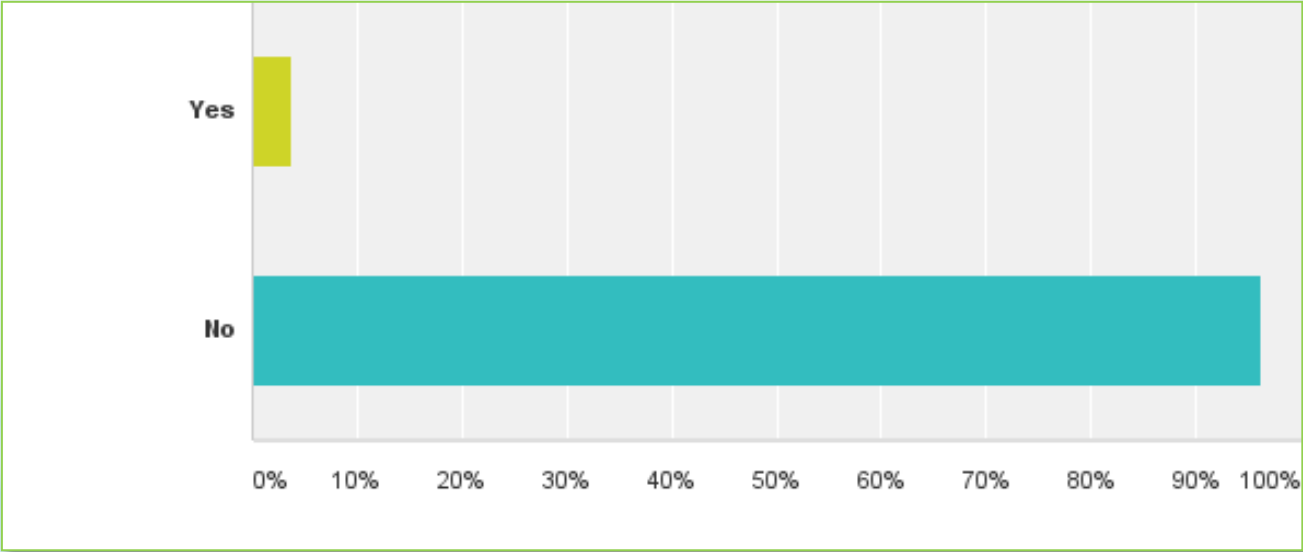
Q28: In the past year I have been a victim of domestic abuse (including domestic sexual assault)

Answer Choices	Responses	
1-2 times	4.05%	31
3-5 times	0.92%	7
6+ times	0.52%	4
Regularly	1.05%	8
Never	93.46%	715
Total		765

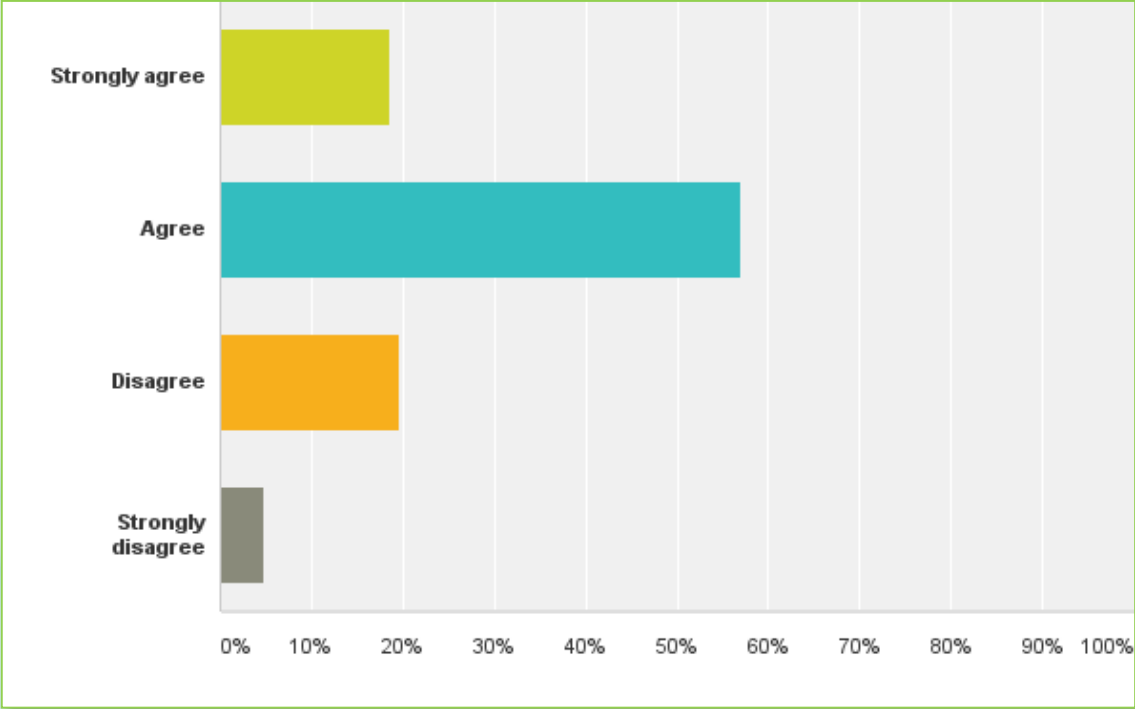
Q29: In the past year I have been a victim of gang violence



Q30: In the past year I have actively participated in a gang or criminal organization



Q31: I feel safe at school



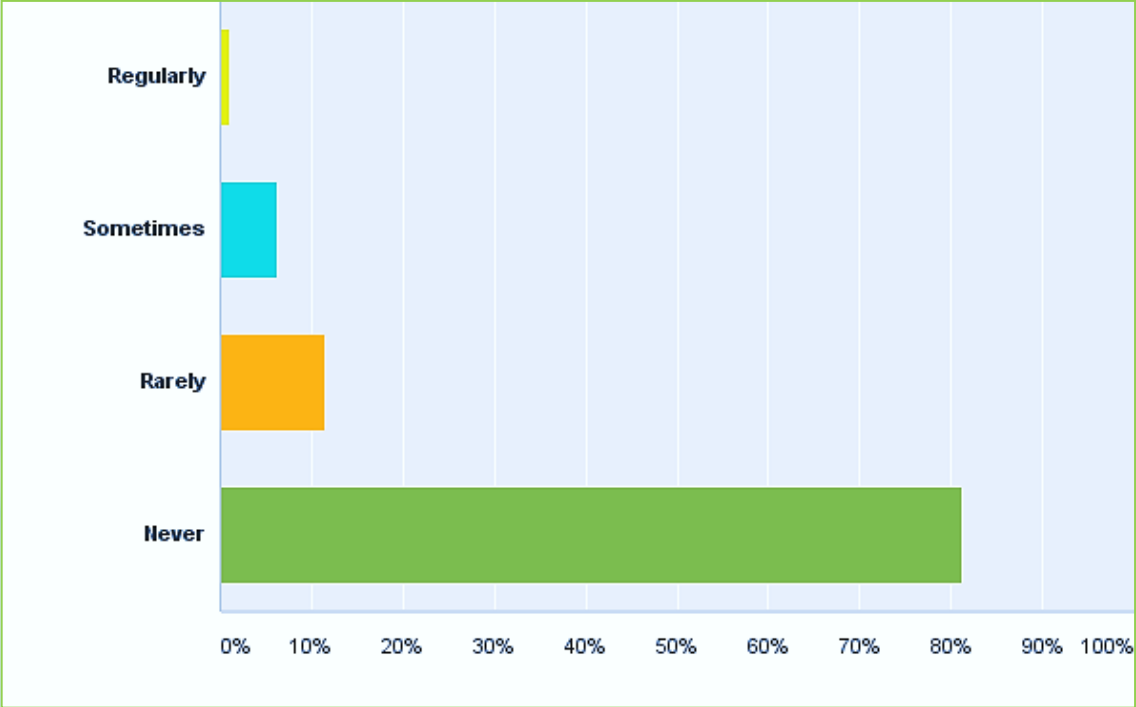
Q32: In the past year I have not gone to school due to fear of being excessively bullied or harassed

Answer Choices	Responses	
1-4 times	12.09%	92
5-10 times	2.37%	18
11-15 times	0.79%	6
16 + times	1.58%	12
Never	83.18%	633
Total		761

Q33: In the past year I have frequently been singled out and bullied by my peers

Answer Choices	Responses
All the time	1.97% 15
Most of the time	4.20% 32
Some of the time	23.65% 180
Never	70.17% 534
Total	761

Q34: In the past year I have been excessively cyber bullied by my peers



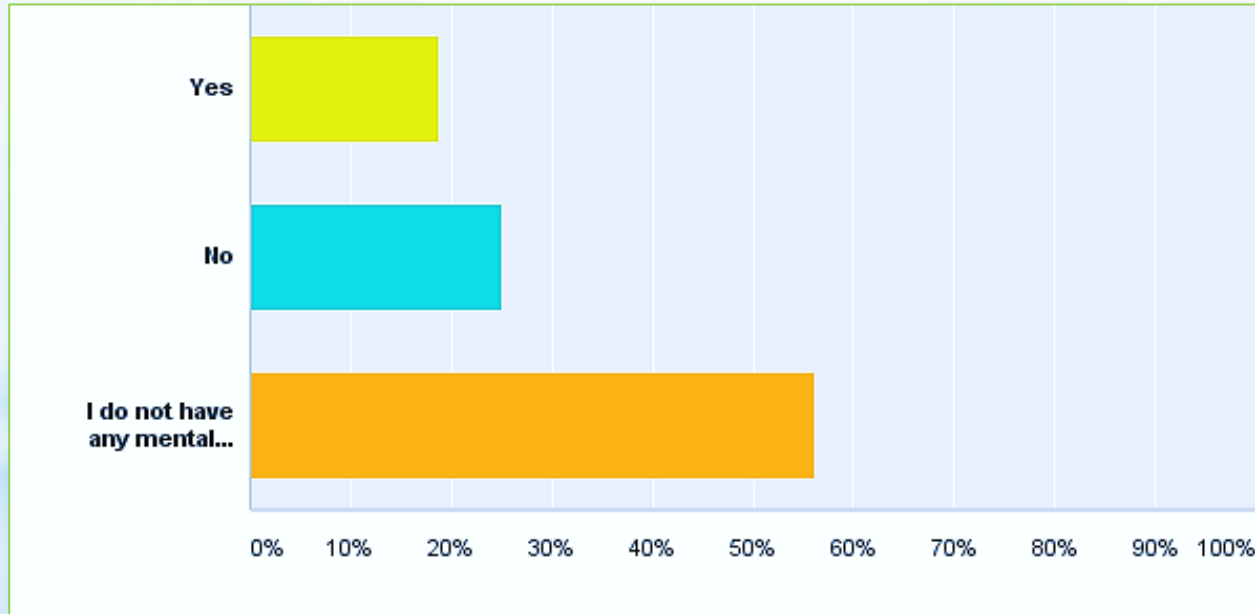
Q35: In the past year I have reported some kind of bullying that I have witnessed to an adult

Answer Choices	Responses	
All of the time	7.11%	54
Some of the time	14.08%	107
Most of the time	8.82%	67
Never	27.50%	209
I have not witnessed bullying	42.50%	323
Total		760

Q36: I have been clinically diagnosed with the following mental illnesses. Check all that apply.

Answer Choices	Responses	
Depression	18.98%	141
ADHD	16.82%	125
Anxiety	19.25%	143
Bipolar Disorder	6.73%	50
Eating Disorder	4.71%	35
I have not been diagnosed with any mental illnesses	66.76%	496
Total Respondents: 743		

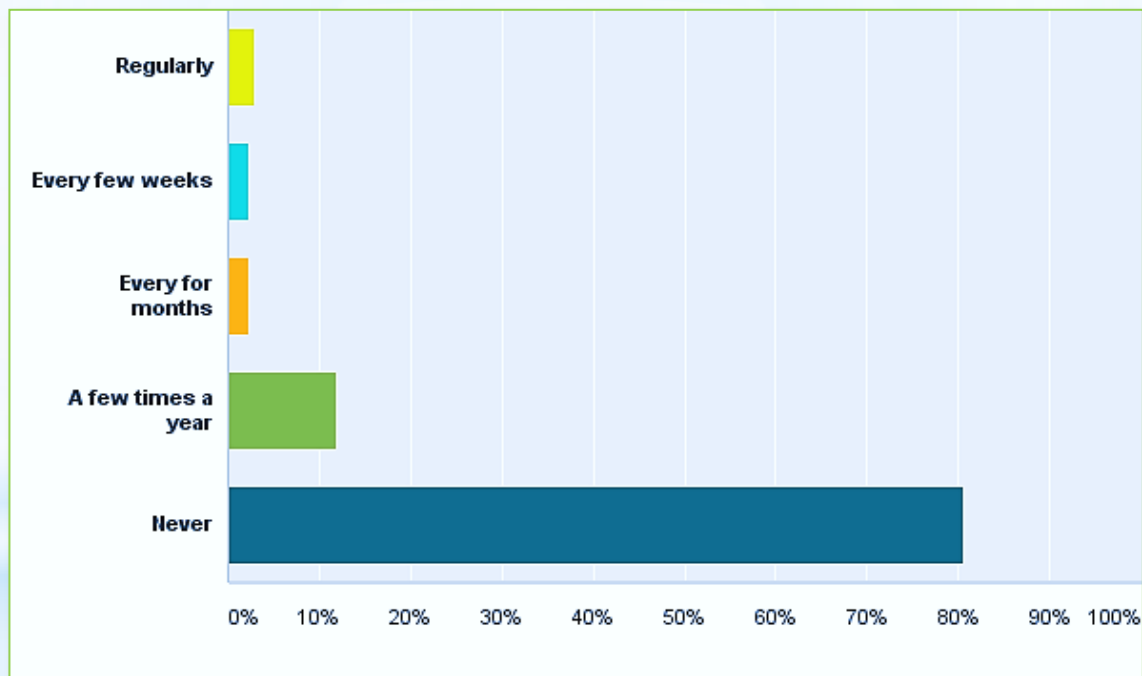
Q37: I feel as if I have one or more of the above mental illnesses and cannot seek help



Q38: In the past year I have felt down, depressed, or hopeless and it has lasted as long as

Answer Choices	Responses	
A couple of days	25.03%	188
A couple of weeks	14.38%	108
A couple of months	11.85%	89
A year	12.92%	97
I have not felt down, depressed or hopeless	35.82%	269
Total		751

Q39: In the past year I have harmed myself



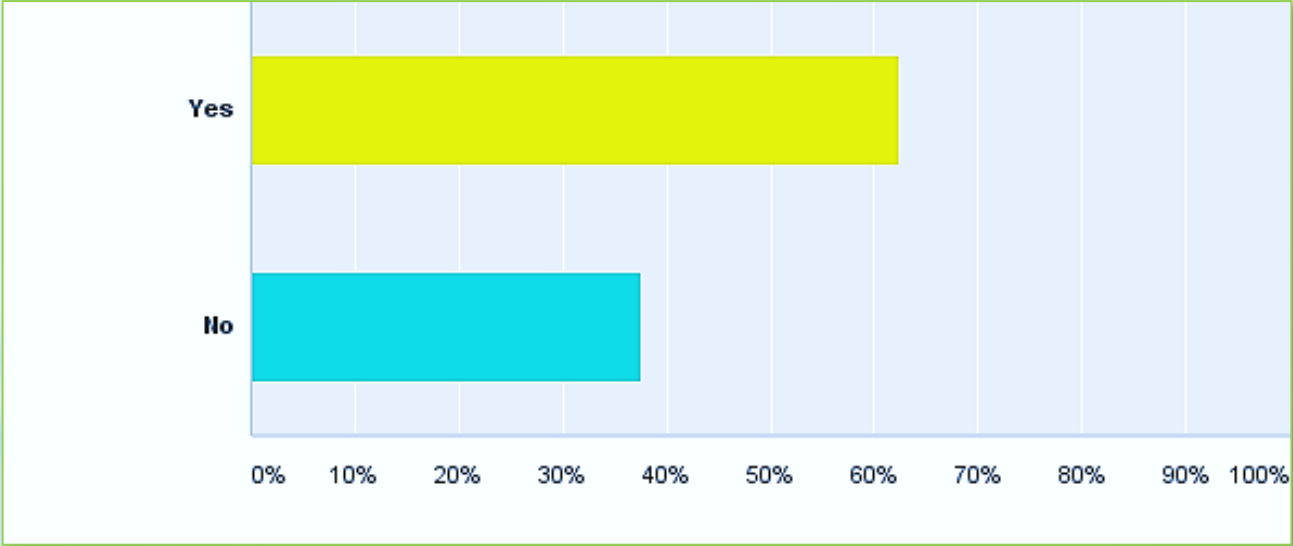
Q40: I have attempted suicide

Answer Choices	Responses	
Yes	14.67%	110
No	85.33%	640
Total		750

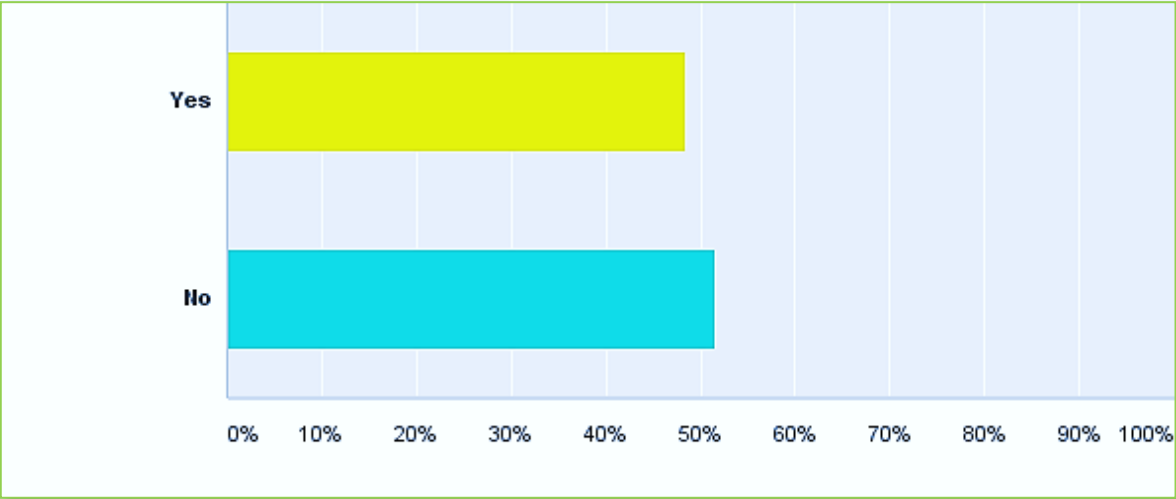
Q41: I know someone who has attempted suicide or has committed suicide

Answer Choices	Responses	
Yes	57.01%	427
No	42.99%	322
Total		749

Q42: I have opportunities to seek help for my mental well being



Q43: I feel comfortable seeking help for my mental well being



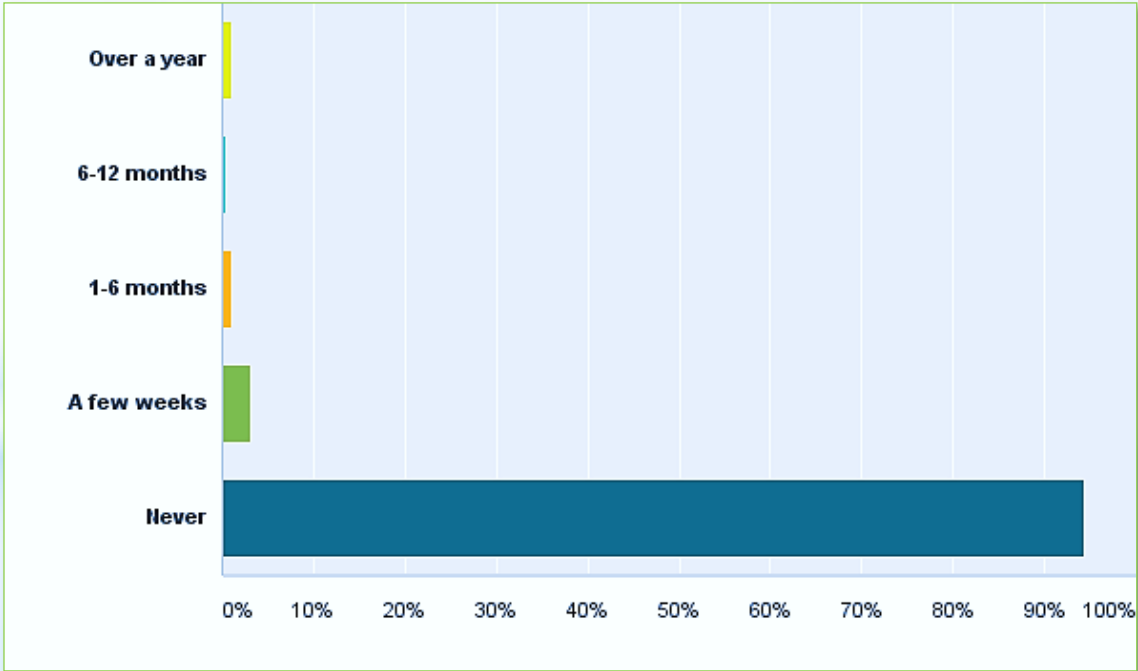
Q44: I have reported to authorities or other adults when I have known of people who are dealing with suicidal thoughts, depression or other mental illnesses

Answer Choices	Responses	
All of the time	11.08%	83
Most of the time	8.14%	61
Some of the time	10.01%	75
Never	27.10%	203
I have not known of anyone suffering with unreported mental illnesses	43.66%	327
Total		749

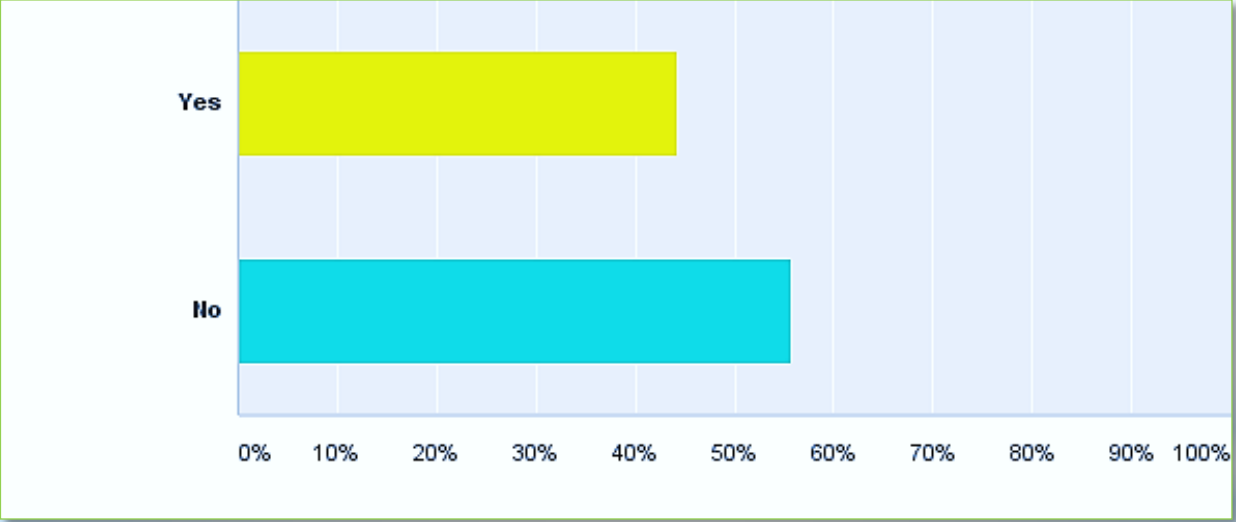
Q45: In the past year I have lived in a home where food is not readily available

Answer Choices	Responses	
Yes	11.26%	84
No	88.74%	662
Total		746

Q46: In the past 4 years I have been evicted or homeless for



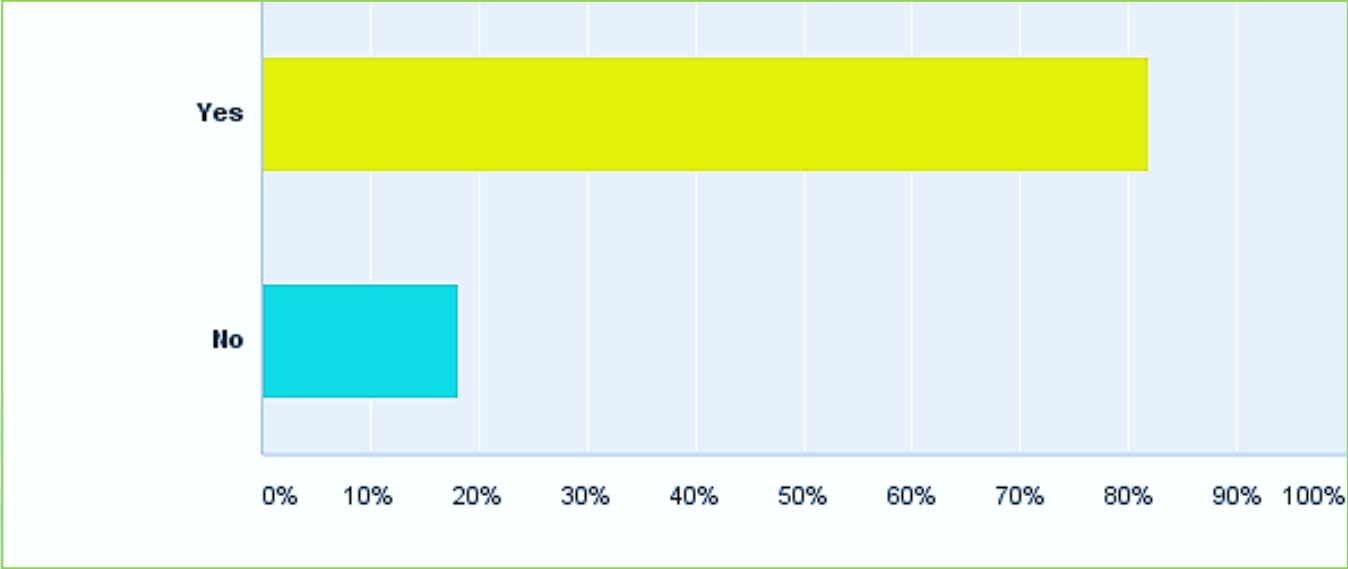
Q47: I receive free or reduced lunch



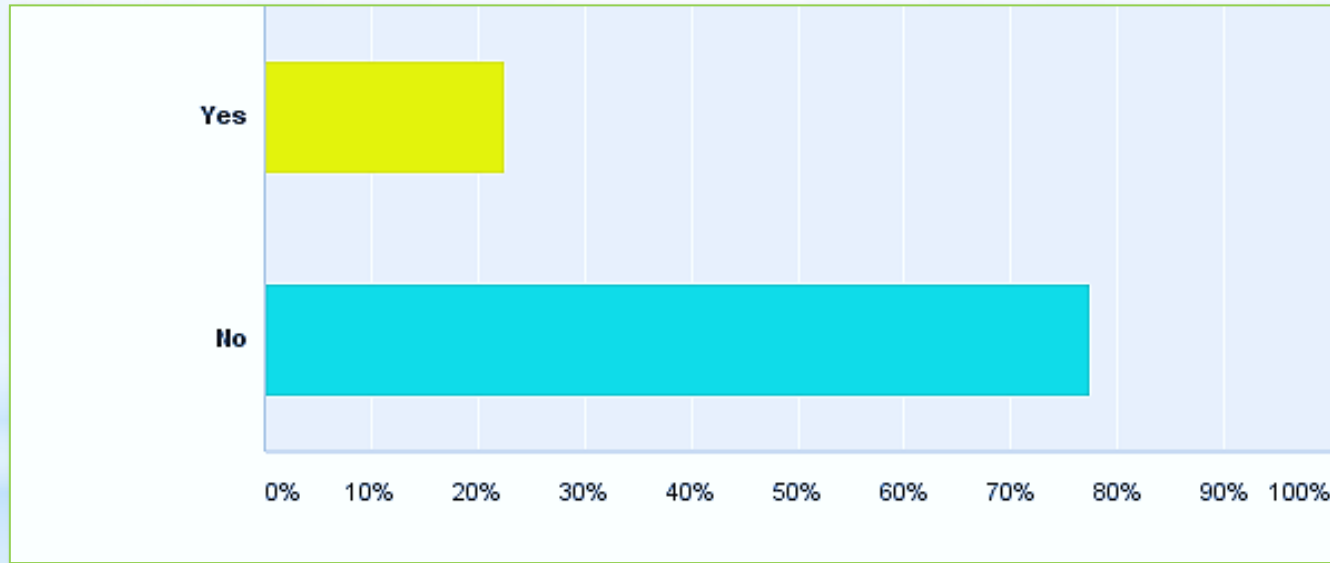
Q48: In the past year I have gone to the Interfaith Shelter, food pantries, or other charities for help

Answer Choices	Responses	
1-10 times	8.04%	60
10-30 times	0.94%	7
30-120 times	0.54%	4
120+ times	0.27%	2
Never	90.21%	673
Total		746

Q49: I have access to medical assistance when needed



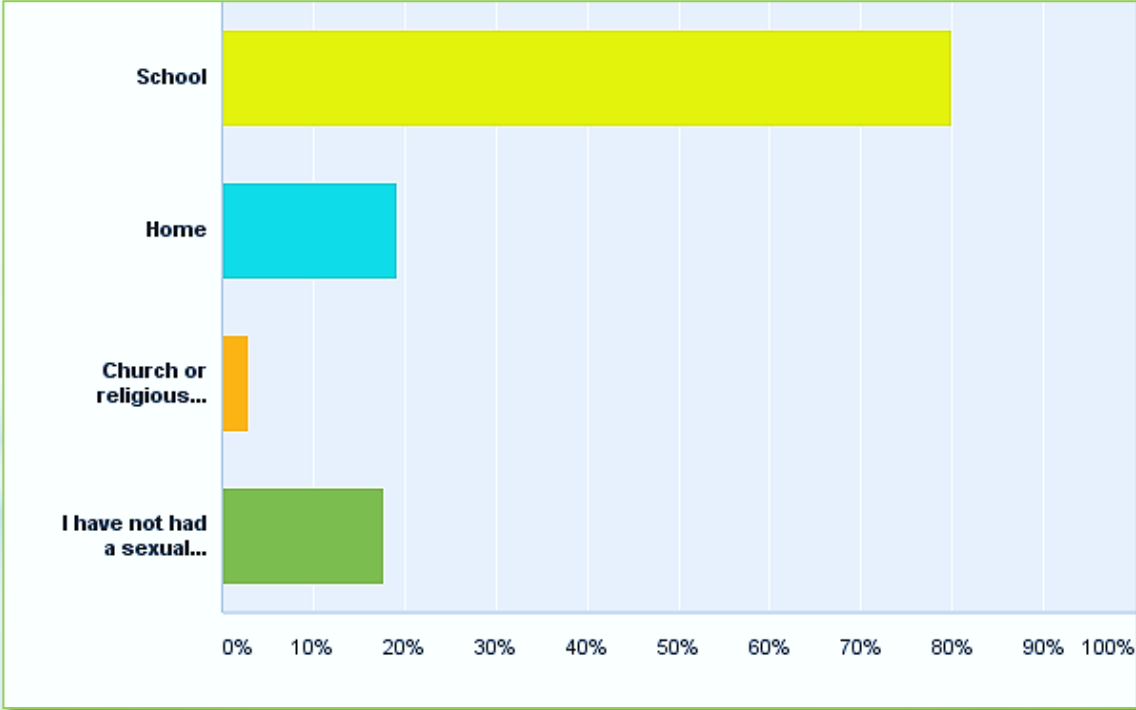
Q50: My family receives welfare or other governmental assistance



Q51: Of all the times I have engaged in sexual intercourse, I have practiced it safely (i.e. birth control or condoms)

Answer Choices	Responses	
All the time	17.43%	129
Most of the time	7.03%	52
Some of the time	5.54%	41
Never	7.43%	55
I have not engaged in sexual intercourse	62.57%	463
Total		740

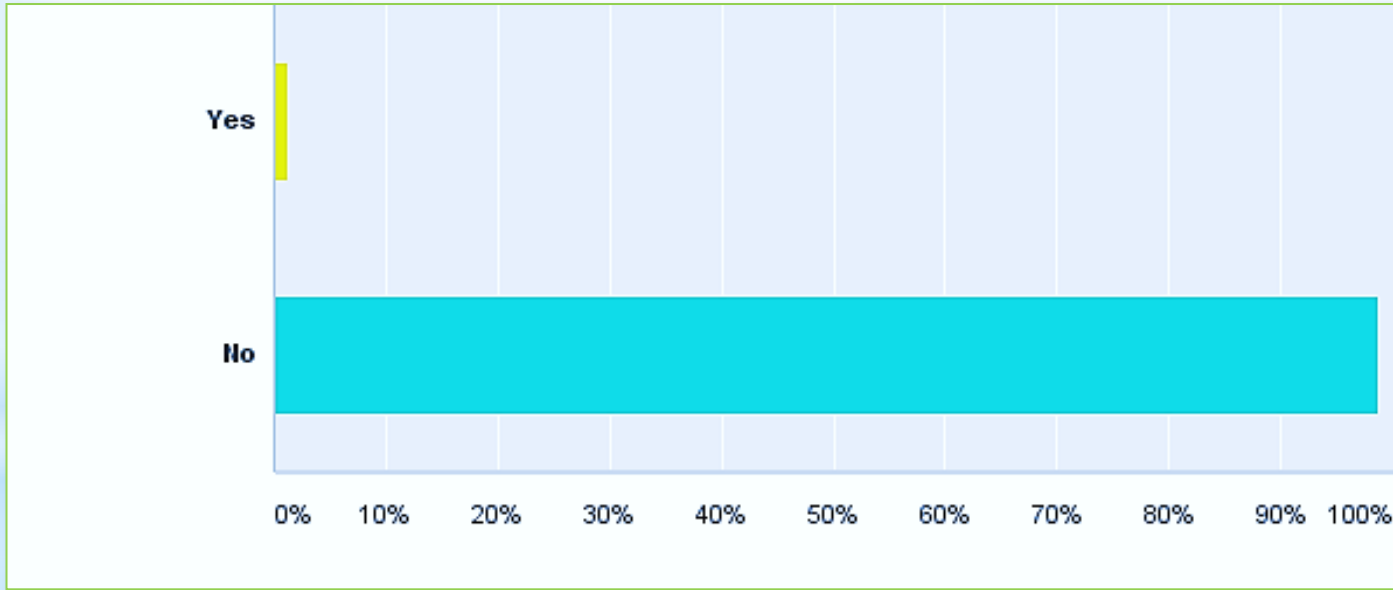
Q52: Where did you attend a sexual education class. Check all that apply



Q53: I can easily access contraceptives

Answer Choices	Responses	
Yes	45.25%	329
No	54.75%	398
Total	727	

Q54: In the past year I have contracted a STD (sexually transmitted disease)



Q55: I believe I may have an STD and cannot seek help

Answer Choices	Responses	
Yes	1.22%	9
No	98.78%	729
Total	738	

Q56: I feel comfortable seeking help for STDs

